











Read Free Tube Guide Bd

Tube Guide Bd

Yeah, reviewing a books tube guide bd could ensue your near associates listings. This is just one of the solutions for you to be successful. As understood, carrying out does not recommend that you have fabulous points.

Comprehending as competently as treaty even more than supplementary will pay for each success. adjacent to, the publication as competently as perception of this tube guide bd can be taken as well as picked to act.

~~Guide Book In Bangladesh | Laboni | Pkg3 | 13Oct17 HOW TO BOOKTUBE: AN 100 % PERFECT, ACCURATE GUIDE Chittagong Port Exam | Previous Question | port Book | Grammar Basic |     How To Build A Good Booktube Channel 10 things I wish I'd known before starting a Booktube channel Tips and tricks for IELTS How to Booktube! things i wish i knew before starting booktube   Guide to Booktube Terms Vintage watch collector writes 25-pound book How to Write a Book Review for Booktube | How To Guide Funny What Animals Teach Us About Ourselves | BookTube Best Books For IELTS Preparation CMC Hospital Vellore, Patient Guide, Bangladesh | Appointment Process of CMC | International patients. BISWA BANGLA GATE RESTAURANT GUIDE || Hanging cafe of Kolkata The Supermarket Shopping Book Tag 7 Things I've Learned From BookTube!    ~~

Kidi'science BookTube #1

Read Free Tube Guide Bd

Samsung Galaxy Book Flex Review!~~LEED v4 EXAM PREP PART 1~~ Tube Guide Bd
For the full array of BD Vacutainer® Blood Collection Tubes, visit www.bd.com/vacutainer. Many are available in a variety of sizes and draw volumes (for pediatric applications). Refer to our website for full descriptions. BD Vacutainer® Tubes with BD Hemogard Closure BD Vacutainer® Tubes with Conventional Stopper Additive Inversions at Blood

BD Vacutainer Venous Blood Collection Tube Guide

This 11" x 17" wall chart includes information about BD Vacutainer® Venous Blood Collection Tubes, including: closure/stopper, additive, recommended inversions, laboratory use, section for a lab's draw volume and/or remarks.

BD Vacutainer Venous Blood Collection Tube Guide - Wall Chart

BD Vacutainer plastic tubes offer a safe method of blood collection and reduce the potential for tube breakage and specimen spillage, thereby reducing the potential for exposure to bloodborne pathogens. BD provides a full offering of Vacutainer® blood collection tubes in both glass and plastic. Hematology tubes.

BD Vacutainer® Blood Collection Tubes - BD

BD Vacutainer® Tubes with BD Hemogard Closure Clear Partial-draw Tubes (2 mL and 3 mL: 13 x 75 mm) For serum determinations in chemistry. May be used for routine blood donor screening and diagnostic testing of serum for infectious

Read Free Tube Guide Bd

disease.** Tube inversions ensure mixing of clot activator with blood. Blood clotting time: 30 minutes.

BD Vacutainer Venous Blood Collection Tube Guide

BD Vacutainer® PST□ Tubes contain spray-coated lithium heparin and a gel for plasma separation. They are used for plasma determinations in chemistry. Closure Reference # Tube Size Draw Volume Type Colour Label type (mm) (mL) 367960 13x75 3.0 P 367961 13x100 3.5 P 367962 13x100 4.5 P 367964 16x100 8.0 P BD CLINICAL ADVANTAGE: BD Vacutainer® PST□ Lithium Heparin Tubes eliminate the need to wait for a clot to form, making it an ideal tube for STAT procedures, as well as for patients receiving ...

BD Vacutainer - Stanford University

BD Vacutainer® Plus Plastic Citrate Tube Draw Volume Guide / Minimizing Preanalytical Variables for Coagulation Tests Due to COVID-19, delivery times for BD Education Center orders may be a bit longer than normal.

BD Vacutainer® Plus Plastic Citrate Tube Draw Volume Guide

LABORATORY TUBE COLLECTION QUICK REFERENCE GUIDE Y:\Forms\Tube Collection Guide.doc Revised 11/2/2020 BD VACUTAINER® TUBE ADDITIVE/ TUBE INVERSIONS CLOTTING TIME REQUIRED TESTS COMMONLY ASSOCIATED Marble or Gold (SST) Clot activator and gel for serum separation. 5 tube inversions required

Read Free Tube Guide Bd

to

LABORATORY TUBE COLLECTION QUICK REFERENCE GUIDE

INSTRUCTIONS FOR REMOVAL OF BD HEMOGARD™ CLOSURE 1. Grasp the tube with one hand, placing the thumb under the BD Hemogard™ Closure (for added stability, place arm on a solid surface). With the other hand, twist the BD Hemogard™ Closure while simultaneously pushing up with the thumb of the other hand ONLY UNTIL THE TUBE STOPPER IS LOOSENEDED. 2.

Vacutainer - BD

The BD Vacutainer Barricor plasma blood collection tubes have a mechanical separator and must be spun at a minimum RCF of 1800 for 10 min in a swinging bucket centrifuge. BD Barricor tubes are optimally spun at an RCF of 4000 for 3 min in a swinging bucket centrifuge. BD Barricor tubes are not compatible with fixed angle centrifuges.

General BD Vacutainer® Blood Collection Tubes FAQ - BD

Specimen collection. Start with quality specimen collection to achieve better results. For more than 60 years, BD Life Sciences – Preanalytical Systems has advanced the science of specimen collection to help laboratory tests become the foundation for 70% of all medical decisions. 1 Today, the gold standard in sample collection is the BD Vacutainer ® product family, which U.S. hospitals rely ...

Read Free Tube Guide Bd

Specimen Collection - BD

Price: From \$4.10 to \$4.30. Training Aid. BD Vacutainer® Order of Draw for Multiple Tube Collections - Wall Chart (Bulk Sales Only) Price: From \$50.00 to \$125.00. Individual Wall Chart - for bulk sales only. BD Vacutainer® Venous Blood Collection Tube Guide - Wall Chart (Bulk Sales Only) Price: From \$50.00 to \$125.00.

BD Education Center - Specimen Collection

Package of 100 Charts. =. \$ 125.00 BEST VALUE. This 8-1/2" x 11" wall chart includes information about BD Vacutainer® Order of Draw for Multiple Tube Collections, including: Closure Color. Collection Tube. Mix by Inverting recommendations. Note: This individual wall chart is available for bulk purchase only. The minimum order is a package of 25 charts.

BD Vacutainer Order of Draw for Multiple Tube Collections ...

Blood Tube Color Chart for specimens submitted to University of Colorado Hospital Laboratory Test Name Alt Spec Add- on Test Name Alt Spec Add- on Test Name Alt Spec Add- on Acute Hepatitis Panel None 2d Basic Metabolic Panel None 3d CBC None 2d Alpha Feto Protein None 2d Complete Metabolic Panel None 3d Blood parasites None N/A

Blood Tube Color Chart

Read Free Tube Guide Bd

Green Top Tube/Black Ring: Lithium Heparin Separator Blood Tube: Green Top Tube/Yellow Ring: Sodium Heparin Blood Tube: Green Top Tube/ Green Ring: K2 EDTA Blood Tube: Lavender Top Tube: K2 EDTA Separator Blood Tube: Lavender Top Tube: K3 EDTA Blood Tube: Lavender Top Tube: No Additive Blood Tube: White Top Tube: Glucose Blood Tube: Grey Top Tube: Trace Elements Blood Tube

VACUETTE® Blood Collection Tubes - Greiner Bio-One

Vacutainer Guide Vacutainer tubes are often used to collect blood samples in venipuncture procedures. But some of them are used to collect urine and to separate serum. Some of them contain additives designed for analytical testing.

Vacutainer Guide - E Phlebotomy Training

Created Date: 2/2/2015 1:21:57 PM

www.testmenu.com

BD Vacutainer® brand sterile chemistry tubes with the BD Hemogard™ closure help to protect lab personnel from contact with blood on the stopper or around the outer rim of the tube, as well as from blood splattering upon opening the tube

Becton Dickinson 367986 - McKesson Medical-Surgical

Venous Blood Collection Tube: Closure Type: Conventional Closure: Coating: Silicone Coated Closure: Color Code: Red / Gray Mottled: Dimensions: 16 X 100

Read Free Tube Guide Bd

mm: Material: Plastic Tube: Product Dating: McKesson Acceptable Dating: we will ship \geq 90 days: Sterility: Sterile: Storage Requirements: USP Controlled Room Temperature: Tube Color: Clear Tube: Type: Serum Tube: UNSPSC Code: 41104107: Volume

Becton Dickinson 367988 - McKesson Medical-Surgical Vacutainer Tube Guide - Order of Draw for routine volumes See separate guide for micro-tainers Tubes/Bottles Tube Label Abbrev. Additive Number of Inversions at Blood Collection ... If unsure of use, refer to the on-line "Lab User's Guide" or call the lab at 25002.

Copyright code : a38b09f6522bebb1d69f1031e1e53ac3